

**INSTITUTE FOR STEM CELL BIOLOGY AND REGNERATIVE MEDICINE BANGALORE**  
**GKVK, BELLARY ROAD, BANGALORE - 560 065**  
**BALANCE SHEET AS AT MARCH 31, 2017**


(Amount in Rs)

|  | Schedule | Current Year          | Previous Year         |
|--|----------|-----------------------|-----------------------|
| <b>CORPUS/CAPITAL FUND AND LIABILITIES</b>                             |          |                       |                       |
| CORPUS/CAPITAL FUND  | 1        | 10,27,65,135          | (18,11,06,642)        |
| RESERVES AND SURPLUS   | 2        | 1,94,29,51,848        | 1,80,13,21,314        |
| EARMARKED/ ENDOWMENT FUNDS - PROJECT FUNDS                             | 3        | 97,64,79,484          | 33,29,62,802          |
| SECURED LOANS AND BORROWINGS   | 4        | -                     | -                     |
| UNSECURED LOANS AND BORROWINGS   | 5        | -                     | -                     |
| DEFERRED CREDIT LIABILITIES  | 6        | -                     | -                     |
| CURRENT LIABILITIES AND PROVISIONS                                     | 7        | 4,52,96,768           | 7,19,51,443           |
| <b>TOTAL</b>   |          | <b>3,06,74,93,236</b> | <b>2,02,51,28,917</b> |
| <b>ASSETS</b>  |          |                       |                       |
| FIXED ASSETS   | 8        | 1,94,29,51,848        | 1,80,13,21,314        |
| INVESTMENTS - FROM EARMARKED /ENDOWMENT FUNDS                          | 9        | -                     | -                     |
| INVESTMENTS - OTHERS   | 10       | 600                   | 600                   |
| CURRENT ASSETS, LOANS, ADVANCES ETC.                                   | 11       | 1,12,45,40,788        | 22,38,07,003          |
| MISCELLANEOUS EXPENDITURE ( to the extent not written off or adjusted) |          | -                     | -                     |
| <b>TOTAL</b>   |          | <b>3,06,74,93,236</b> | <b>2,02,51,28,917</b> |
| SIGNIFICANT ACCOUNTING POLICIES  | 24       |                       |                       |
| CONTINGENT LIABILITIES AND NOTES ON ACCOUNTS                           | 25       |                       |                       |


Vide our report of even date,

For B.R.V Goud & Co

Chartered Accountants (Reg.No. 0009925)

  
(A.B.Shiva Subramanyam)  
Partner (M.No.201108)




  
(Uma.H.R.)  
AAO

**Uma H. R.**

*Assistant Accounts Officer*

*Institute for Stem Cell Biology and  
Regenerative Medicine (inStem)  
National Centre for Biological Sciences  
GKVK, Post Bag No. 6506, Bellary Road  
Bangalore - 560 065*

  
(K.Krishnama Raju)  
Officer on special duty

*Officer on Special Duty  
Institute for Stem Cell Biology and  
Regenerative Medicine (inStem)  
National Centre for Biological Sciences  
GKVK, Post Bag No. 6506, Bellary Road  
Bangalore - 560 065*

  
(Prof. Satyajit Mayor)  
Director

**Prof. Satyajit Mayor**  
*Director*

*Institute for Stem Cell Biology and  
Regenerative Medicine (inStem)  
Autonomous Institute of DBT,  
Government of India  
National Centre for Biological Sciences  
GKVK, Bellary Road, Bangalore - 560 065*

Place: Bengaluru  
Date :

**INSTITUTE FOR STEM CELL BIOLOGY AND REGNERATIVE MEDICINE BANGALORE**  
**GKVK, BELLARY ROAD, BANGALORE - 560 065**  
**INCOME AND EXPENDITURE ACCOUNT FOR THE YEAR ENDED MARCH 31, 2017**

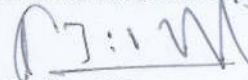
(Amount in Rs.)

|  | Schedule    | Current Year        | Previous Year        |
|--|-------------|---------------------|----------------------|
| <b>A. INCOME</b>   |             |                     |                      |
| Income from Projects - to the extent of expenditure included                 | 3           | -                   | -                    |
| Income from Sales and Services   | 12          | -                   | -                    |
| Grants/Subsidies   | 13          | 36,70,00,000        | 23,50,00,000         |
| Fees/Subscriptions   | 14          | -                   | -                    |
| Income from Investments  | 15          | -                   | -                    |
| Income from Royalty, Publications etc.                                       | 16          | -                   | -                    |
| Interest earned  | 17          | 30,34,785           | 4,30,761             |
| Other Income   | 18          | 11,82,409           | 39,90,550            |
| Increase/(decrease)in stock of Finished goods and works-in-progress          | 19          | -                   | -                    |
| <b>TOTAL (A)</b>   |             | <b>37,12,17,194</b> | <b>23,94,21,311</b>  |
| <b>B. EXPENDITURE</b>  |             |                     |                      |
| Establishment Expenses   | 20          | 9,27,59,007         | 9,21,20,873          |
| Other Administrative Expenses  | 21          | 16,06,34,949        | 11,13,98,230         |
| Expenditure on Grants/Subsidies etc.   | 22          | -                   | -                    |
| Interest   | 23          | -                   | -                    |
| Depreciation (Net Total at the year -end -corresponding to Sch.8)            |             | 5,70,30,156         | 6,43,66,727          |
| <b>TOTAL (B)</b>   |             | <b>31,04,24,112</b> | <b>26,78,85,830</b>  |
| <b>C. Balance being Excess of Income over Expenditure (A-B)</b>              |             | <b>6,07,93,082</b>  | <b>(2,84,64,519)</b> |
| Add: Transfer to Capital Reserve - equivalent to Depreciation                | 2(1)        | 5,70,30,156         | 6,43,66,727          |
| <b>D. Balance being Surplus/(Deficit) carried to Recurring Grant Account</b> | <b>1(B)</b> | <b>11,78,23,238</b> | <b>3,59,02,208</b>   |
| <b>SIGNIFICANT ACCOUNTING POLICIES</b>                                       | <b>24</b>   |                     |                      |
| <b>CONTINGENT LIABILITIES AND NOTES ON ACCOUNTS</b>                          | <b>25</b>   |                     |                      |

Vide our report of even date,

For B.R.V Goud & Co

Chartered Accountants (Reg.No. 0009926)

  
**(A.B. Shiva Subramanyam)**

Partner (M.No.201108)

Place: Bengaluru

Date :



  
**(Uma.H.R.)**

**Uma H. R.**

**Assistant Accounts Officer**  
Institute for Stem Cell Biology and  
Regenerative Medicine (inStem)  
National Centre for Biological Sciences  
GKVK, Post Bag No. 6506, Bellary Road  
Bangalore - 560 065

  
**(K. Krishnama Raju)**

**Officer on special duty**

**Officer on Special Duty**  
Institute for Stem Cell Biology and  
Regenerative Medicine (inStem)  
National Centre for Biological Sciences  
GKVK, Post Bag No. 6506, Bellary Road  
Bangalore - 560 065

  
**(Prof. Satyajit Mayor)**

**Director**

**Prof. Satyajit Mayor**  
**Director**  
Institute for Stem Cell Biology and  
Regenerative Medicine (inStem)  
Autonomous Institute of DBT,  
Government of India  
National Centre for Biological Sciences  
GKVK, Bellary Road, Bangalore - 560 065



GKVK, BELLARY ROAD, BANGALORE - 560 065

## RECEIPTS AND PAYMENTS STATEMENT FOR THE YEAR ENDED MARCH 31, 2017

(Amount in Rs)

| RECEIPTS                              | CURRENT YEAR          | PREVIOUS YEAR         | PAYMENTS                                     | CURRENT YEAR          | PREVIOUS YEAR         |
|---------------------------------------|-----------------------|-----------------------|--|-----------------------|-----------------------|
| <b>I. Opening Balances</b>            |                       |                       | <b>I. Expenses</b>                           |                       |                       |
| a) Cash in hand                       | -                     | -                     | a) Establishment Expenses                    | 8,65,03,289           | 8,77,68,924           |
| b) Bank Balances                      |                       |                       | b) Administrative Expenses                   | 15,40,60,766          | 9,65,57,971           |
| i) in current accounts                | 7,91,65,747           | 1,06,09,788           |  | <b>24,05,64,055</b>   | <b>18,43,26,895</b>   |
| ii) in deposit accounts               | 8,75,63,800           | -                     |  |                       |                       |
| iii) in savings accounts              | 3,98,95,793           | 20,46,18,378          | <b>II. Payments made against projects</b>    | <b>20,65,04,093</b>   | <b>23,26,21,986</b>   |
|                                       | <b>20,66,25,340</b>   | <b>21,52,28,166</b>   | <b>III. Investments made</b>                 |                       |                       |
| <b>II. Grants Received</b>            |                       |                       | a) Out of Earmarked/End. Funds               | -                     | -                     |
| a) From Govt. of India                | 68,70,00,000          | 45,09,30,200          | b) Out of own funds                          | 91,59,35,457          | 2,25,00,000           |
| b) From State Govt.                   | -                     | -                     |  | -                     | -                     |
| c) From other sources (details)       | -                     | -                     | <b>IV. Increase in Current Assets</b>        | -                     | <b>6,96,13,677</b>    |
|                                       | <b>68,70,00,000</b>   | <b>45,09,30,200</b>   | <b>V. Capital Expenditure</b>                |                       |                       |
| <b>III. Project Receipts</b>          | <b>91,12,40,196</b>   | <b>50,91,22,816</b>   | a) Purchase of fixed assets                  | 7,29,05,585           | 56,68,50,290          |
| <b>IV. CSCR adjustments</b>           | -                     | -                     | b) Expr. On Work-in-progress                 | 16,19,16,540          |                       |
| <b>V. Increase in Current Liab</b>    | <b>86,99,274</b>      | <b>1,58,18,188</b>    |  | <b>23,48,22,125</b>   | <b>56,68,50,290</b>   |
| <b>VI. Decrease in Current Assets</b> | <b>6,25,14,304</b>    | <b>34,98,331</b>      | <b>VI. Refund of surplus money/Loans</b>     |                       |                       |
| <b>VII. Interest Received</b>         |                       |                       | a) To the Govt. of India                     | -                     | -                     |
| a) On Bank deposits                   | 2,26,86,028           | -                     | b) To the State Govt.                        | -                     | -                     |
| b) on Loans, Advances etc.            | -                     | -                     | c) To other providers of funds               | -                     | -                     |
|                                       | <b>2,26,86,028</b>    | -                     | <b>VII. Finance Charges (Interest)</b>       | -                     | -                     |
| <b>VIII. Other Income (Specify)</b>   | <b>11,82,409</b>      | <b>1,00,33,115</b>    | <b>VIII. Decrease in Current Liabilities</b> | <b>12,31,95,606</b>   | <b>96,56,428</b>      |
| <b>IX. Amount Borrowed</b>            | -                     | -                     | <b>IX. Closing Balances:</b>                 |                       |                       |
| <b>X. Any other receipts</b>          | -                     | -                     | a) Cash in hand                              | -                     | -                     |
|                                       |                       |                       | b) Bank Balances                             | 17,89,26,215          | 11,90,61,540          |
|                                       |                       |                       |  | <b>17,89,26,215</b>   | <b>11,90,61,540</b>   |
| <b>TOTAL</b>                          | <b>1,89,99,47,551</b> | <b>1,20,46,30,816</b> | <b>TOTAL</b>                                 | <b>1,89,99,47,551</b> | <b>1,20,46,30,816</b> |

Vide our report of even date,

For B.R.V Goud &amp; Co

Chartered Accountants (Reg. No. 00099254)

(A.B. Shiva Subramanyam)

Partner (M.No. 201108)

Place: Bangalore

Date:



(Uma H.R.)  
 Assistant Accounts Officer  
 Institute for Stem Cell Biology and  
 Regenerative Medicine (inStem)  
 National Centre for Biological Sciences  
 GKVK, Post Bag No. 6506, Bellary Road  
 Bangalore - 560 065

(K. Krishnama Raju)  
 Officer on special Duty  
 Officer on Special Duty  
 Institute for Stem Cell Biology and  
 Regenerative Medicine (inStem)  
 National Centre for Biological Sciences  
 GKVK, Post Bag No. 6506, Bellary Road  
 Bangalore - 560 065

(Prof. Satyajit Mayor)  
 Director  
 Prof. Satyajit Mayor  
 Director  
 Institute for Stem Cell Biology and  
 Regenerative Medicine (inStem)  
 Autonomous Institute of DBT,  
 Government of India  
 National Centre for Biological Sciences  
 GKVK, Bellary Road, Bangalore - 560 065

INSTITUTE FOR STEM CELL BIOLOGY AND REGNERATIVE MEDICINE BANGALORE  
GKVK, BELLARY ROAD, BANGALORE - 560 065  
SCHEDULES FORMING PART OF BALANCE SHEET AS AT MARCH 31, 2017

|  | (Amount in Rs.)       |                       |
|--|-----------------------|-----------------------|
|  | Current Year          | Previous Year         |
| <b>SCHEDULE-1 - CORPUS/CAPITAL FUND:</b>           |                       |                       |
| <b>(A) NON-RECURRING GRANT</b>                     |                       |                       |
| Balance at the beginning of the year               | (5,22,36,610)         | 34,77,116             |
| Add: Contributions during the year                 | 32,00,00,000          | 21,59,30,200          |
| Less: Expenditure incurred during the year         | 15,39,51,461          | 25,54,22,878          |
| Adjustments, if any                                | -                     | 1,62,21,048           |
| <b>BALANCE AT THE YEAR END</b>                     | <b>11,38,11,929</b>   | <b>(5,22,36,610)</b>  |
| <b>(B) RECURRING GRANT</b>                         |                       |                       |
| Balance as at the beginning of the year            | (12,88,70,032)        | (18,11,01,255)        |
| Adjustment pertaining to previous years (+)        | -                     | 1,63,29,015           |
| Add: Transferred from Income & Expenditure         | 11,78,23,238          | 3,59,02,208           |
| <b>BALANCE AT THE YEAR END</b>                     | <b>(1,10,46,794)</b>  | <b>(12,88,70,032)</b> |
| <b>TOTAL (A) + (B)</b>                             | <b>10,27,65,135</b>   | <b>(18,11,06,642)</b> |
| <b>SCHEDULE -2 - RESERVES AND SURPLUS:</b>         |                       |                       |
| <b>1: CAPITAL RESERVE</b>                          |                       |                       |
| Balance at the beginning of the year               | 1,80,13,21,314        | 1,32,86,66,618        |
| Less: Adjustments of previous years                | -                     | 1,07,967              |
| Addition during the year (See Note -1 below)       | 23,48,22,125          | 56,68,50,290          |
| Less: Deduction during the year(See Note -2 below) | 9,31,91,591           | 9,40,87,627           |
|  | <b>1,94,29,51,848</b> | <b>1,80,13,21,314</b> |
| <b>2: REVALUATION RESERVE:</b>                     | -                     | -                     |
| <b>3: SPECIAL RESERVES:</b>                        | -                     | -                     |
| <b>4: GENERAL RESERVE:</b>                         | -                     | -                     |

Note 1: This represents total additions made to Fixed Assets during year, consisting of Rs. 15,39,51,461/- acquired out of Core funds and Rs. 8,08,70,664/- acquired out of Project Funds.

Note 2: This represents depreciation on Fixed Assets for the year, consisting of Rs.5,70,30,156/- on Fixed Assets acquired out of Core Funds and Rs.3,61,61,435/- on Fixed Assets acquired out of project funds.



**INSTITUTE FOR STEM CELL BIOLOGY & REGENERATIVE MEDICINE**

**GKVK, BELLARY ROAD, BANGALORE - 560 065**

**SCHEDULE FORMING PART OF BALANCE SHEET AS AT MARCH 31, 2017**

**SCHEDULE -3-EARMARKED / ENDOWMENT FUNDS - PROJECT FUNDS**

(Amount in Rs.)

| Sl No.   | Project Title (Name of PI if applicable)     | Funding Agency | Opening Balance | Received during the year | Interest received | Expenditure |          | Total Expenditure | Balance as on 31-03-2017 |
|----------|--|----------------|-----------------|--------------------------|-------------------|-------------|----------|-------------------|--------------------------|
|          |  |                |                 |                          |                   | Capital     | Revenue  |                   |                          |
| <b>A</b> | <b>From Government</b>                       |                |                 |                          |                   |             |          |                   |                          |
| 1        | CSIR Fellowship (8101- M.Rumman)             | CSIR           | 1,22,484        | 85,200                   | -                 | -           | 1,17,151 | 1,17,151          | 90,533                   |
| 2        | CSIR Fellowship (8102- A. Saleh)             | CSIR           | 2,50,246        | 30,000                   | -                 | -           | 2,63,446 | 2,63,446          | 16,800                   |
| 3        | CSIR Fellowship (8103- Dhuru Bhansal)        | CSIR           | -4,73,957       | 9,82,333                 | -                 | -           | 93,449   | 93,449            | 4,14,927                 |
| 4        | CSIR Fellowship (8105 - Lavanyaa)            | CSIR           | -5,27,816       | 7,28,412                 | -                 | -           | 2,18,400 | 2,18,400          | -17,804                  |
| 5        | UGC Fellowship (8109-Syed Abrar Rizvi)       | UGC            | 95,200          |                          | -                 | -           | 95,200   | 95,200            | 0                        |
| 6        | UGC Fellowship (8110-Jyoti Dubey)            | UGC            | -3,83,200       | 3,95,200                 | -                 | -           | 12,000   | 12,000            | 0                        |
| 7        | CSIR Fellowship (8111-Ganesh Kumar)          | CSIR           | 1,88,245        | 1,21,455                 | -                 | -           | 5,000    | 5,000             | 3,04,700                 |
| 8        | DBTRA Fellowship (8112- Dr. Reena)           | DBTRA          | 2,34,022        |                          | -                 | -           | 2,34,022 | 2,34,022          | 0                        |
| 9        | CSIR Fellowship (8114-Amruta)                | CSIR           | -3,27,433       | 3,32,433                 | -                 | -           | 5,000    | 5,000             | 0                        |
| 10       | UGC Fellowship (8115-Kavana)                 | UGC            | -4,48,200       | 5,57,700                 | -                 | -           | 1,09,500 | 1,09,500          | 0                        |
| 11       | UGC Fellowship (8118-Avineet Luthra)         | UGC            | -4,61,387       | 50,557                   | -                 | -           | 97,500   | 97,500            | -5,08,330                |
| 12       | UGC Fellowship (8119-Ashish Dayani)          | UGC            | -4,58,158       | 5,55,658                 | -                 | -           | 97,500   | 97,500            | 0                        |
| 13       | CSIR Fellowship (8120-Patterson Clement)     | CSIR           | -7,67,000       | 7,67,000                 | -                 | -           |          | 0                 | 0                        |
| 14       | CSIR Fellowship (8121-Shrey Madeka)          | CSIR           | -3,69,643       | 4,81,023                 | -                 | -           | 1,11,380 | 1,11,380          | 0                        |
| 15       | UGC Fellowship (8122-Aparna Nair)            | UGC            | 32,800          |                          | -                 | -           | 32,800   | 32,800            | 0                        |
| 16       | CSIR Fellowship (8123-Meghna Shirke)         | CSIR           | -7,02,000       | 9,75,667                 | -                 | -           | 4,25,934 | 4,25,934          | -1,52,267                |
| 17       | UGC Fellowship (8124-Amarendra Mishra)       | UGC            | -2,75,427       | 2,75,427                 | -                 | -           |          | 0                 | 0                        |
| 18       | DBT/JRF (8125-Zirmire)                       | NCCS           | -3,49,913       | 4,35,600                 | -                 | -           | 97,500   | 97,500            | -11,813                  |
| 19       | SPM Fellowship (8126-Samarth Hegde)          | CSIR           | 1,19,231        | 3,34,442                 | -                 | -           | 4,53,673 | 4,53,673          | 0                        |
| 20       | CSIR Fellowship (8127 - Sreenath)            | CSIR           | -1,32,245       | 10,52,800                | -                 | -           | 2,18,400 | 2,18,400          | 7,02,155                 |
| 21       | CSIR Fellowship (8128 - Souhird Mukherjee)   | CSIR           | -4,60,201       | 5,57,701                 | -                 | -           | 97,500   | 97,500            | 0                        |
| 22       | DBT/RA Fellowship (8129 - Alhad Ashok)       | DBT            | -1,00,561       | 1,00,561                 | -                 | -           |          | 0                 | 0                        |
| 23       | CSIR Fellowship (8130-Swetha Anandan)        | CSIR           | -5,92,087       | 6,92,855                 | -                 | -           |          | 0                 | 1,00,768                 |
| 24       | CSIR Fellowship (8131-Nitya Nandkishore)     | CSIR           | -6,05,800       | 5,79,000                 | -                 | -           | 97,500   | 97,500            | -1,24,300                |
| 25       | CSIR SPM Fellowship (8132-Ajai Pulianmackal) | CSIR           | -3,12,000       | 3,12,000                 | -                 | -           |          | 0                 | 0                        |
| 26       | DST-INSPIRE Fellowship (8133-Divyalakshmi)   | DST            | -50,242         | 4,10,000                 | -                 | -           | 20,000   | 20,000            | 3,39,758                 |
| 27       | CSIR Fellowship(8134-Akanksha Srivastava)    | CSIR           | -1,95,000       | 1,95,000                 | -                 | -           |          | 0                 | 0                        |
| 28       | DBT/RA Fellowship(8135-Rupali Gund)          | DBT            | 5,44,600        | 6,74,000                 | -                 | -           | 6,75,087 | 6,75,087          | 5,43,513                 |
| 29       | DBT/RA Fellowship (8136-Sabarinath)          | DBT            | 4,57,895        | 6,74,000                 | -                 | -           | 6,00,600 | 6,00,600          | 5,31,295                 |
| 30       | DBT/RA Fellowship (8137-Sanchari Banerjee)   | DBT            | 5,42,100        | 6,74,000                 | -                 | -           | 6,15,896 | 6,15,896          | 6,00,204                 |
| 31       | DBT JRF (8138-Oindrilla Banerjee)            | DBT            | -3,90,000       | 8,40,000                 | -                 | -           | 4,17,915 | 4,17,915          | 32,085                   |
| 32       | DBTRA Fellowship (8139-Randhir Singh)        | DBTRA          | 1,90,400        | 6,42,800                 | -                 | -           | 6,73,217 | 6,73,217          | 1,59,983                 |
| 33       | DBTRA Fellowship (8140 -Sriram Varahan)      | DBTRA          | 1,90,400        | 6,42,800                 | -                 | -           | 6,85,000 | 6,85,000          | 1,48,200                 |
| 34       | CSIR Fellowship (8143)                       | CSIR           | 1,59,000        |                          | -                 | -           | 0        | 0                 | 1,59,000                 |
| 35       | CSIR Fellowship (8142)                       | CSIR           | -2,43,226       | 2,55,685                 | -                 | -           |          | 0                 | 12,459                   |
| 36       | CSIR Fellowship (8145)                       | CSIR           | -1,96,509       | 2,71,127                 | -                 | -           | 1,30,000 | 1,30,000          | -55,382                  |



|    |  |         |             |             |           |             |             |             |             |
|----|--|---------|-------------|-------------|-----------|-------------|-------------|-------------|-------------|
| 37 | Mahendra Rao (8146)  |         | 59,904      | 2,40,282    | -         | -           | 745         | 745         | 2,99,441    |
| 38 | ICMR DBT Meeting (8151)  | ICMR    | 68,104      |             | -         | -           | 0           | 0           | 68,104      |
| 39 | DBTRA Fellowship (8149-Bhakti J Vyas)  | DBT     | -           | 3,85,000    | -         | -           | 3,12,500    | 3,12,500    | 72,500      |
| 40 | DBTRA Fellowship (8152-Sarayu R)   | DBT     | -           | 2,80,000    | -         | -           | 1,82,500    | 1,82,500    | 97,500      |
| 41 | DBTRA Fellowship (8153-Mohd M)   | DBT     | -           | 2,99,194    | -         | -           | 2,22,467    | 2,22,467    | 76,727      |
| 42 | CSIR Fellowship (8154-Kartikikeyan M)  | CSIR    | -           | 4,10,000    | -         | -           | 2,49,600    | 2,49,600    | 1,60,400    |
| 43 | ICMR Fellowship(8155-Radhika Rao)  | ICMR    | -           | 1,52,267    | -         | -           | 1,18,392    | 1,18,392    | 33,875      |
| 44 | DBTRA Fellowship(8156-Chaitrali Saha)  | DBT     | -           | 6,11,600    | -         | -           | 1,40,400    | 1,40,400    | 4,71,200    |
| 45 | DBTRA Fellowship(8157-Mamata B)  | DBT     | -           | 6,11,600    | -         | -           | 1,40,400    | 1,40,400    | 4,71,200    |
| 46 | ICMR Fellowship (8158-Edries Y H)  | ICMR    | -           | 2,28,400    | -         | -           | 88,064      | 88,064      | 1,40,336    |
| 47 | ICMR Fellowship(8159-Isha Rana)  | ICMR    | -           | 2,28,400    | -         | -           | 91,588      | 91,588      | 1,36,812    |
| 48 | Molecular Mechanisms of Sialic Acid Uptake by gram-negative bacteria (8203-Prof. Ramaswamy S.)   | DST     | 9,550       | -           | -         | -           | 6,476       | 6,476       | 3,074       |
| 49 | Indo-Denmark Collaboration on Biotechnology -Musculo-Skeletal Stem Cells in Tissue Regeneration (8209- Prof. Dhawan)   | DBT     | -7,40,608   | -           | -         | -           | 9,523       | 9,523       | -7,50,131   |
| 50 | Gene Circuits regulating Stem Cell fate and organogenesis - Ramalingamswamy Fellowship (8211 - Dr. R. Sambasivan)  | DBT     | 3,15,589    | -           | 4,369     | -           | 11,34,481   | 11,34,481   | -8,14,523   |
| 51 | Novel Cell Surface Markers for endodermal stem and progenitor cells in health and disease (8214- Dr. Kuoichi   | DBT     | 27,94,554   | -           | -         | -           | 14,50,524   | 14,50,524   | 13,44,030   |
| 52 | Establishment of Centre for Chemical Biology & Therapeutics - CCBT ( 8216 - Prof. Ashok Venkitaraman)  | DBT     | 9,48,33,307 | -           | 20,23,735 | 4,50,88,381 | 1,52,34,411 | 6,03,22,792 | 3,65,34,250 |
| 53 | Therapeutic approaches to augmentation of Adult cardiac stem cells (8217- Prof. Jyotsna Dhawan)  | DBT     | -22,48,398  | 37,05,000   | -         | -           | 1,51,763    | 1,51,763    | 13,04,839   |
| 54 | Self assembled amphiphilic pro-drug based gelators (Ramalingaswamy re-entry award - 8219 - Dr. Praveen Vemula)   | DBT     | -5,57,664   | 14,84,542   | -74,542   | -           | 14,44,847   | 14,44,847   | -5,92,511   |
| 55 | DBT Twinning Programme for the North East - Molecular Mechanism of target recognition and cleavage by the CRISPR-CAS bacterial immune system (8220-Prof. Ramaswamy)  | DBT     | 6,37,972    | -           | 16,534    | -           | 2,58,323    | 2,58,323    | 3,96,183    |
| 56 | Centre for Brain Development and Repair - CBDR (8221- Prof. Sumantra Chattarji)  | DBT     | 4,54,94,583 | 7,54,29,409 | -21,612   | 61,81,578   | 5,73,87,400 | 6,35,68,978 | 5,73,33,402 |
| 57 | Actomyosin-dependent transfer of RNA from LIA to AXONS (8222 - Dr. Ravi Muddashetty)   | DBT     | 1,23,969    | -           | -         | -           | 2,76,793    | 2,76,793    | -1,52,824   |
| 58 | Characterisation and structure function studies of proteins, transporters and enzymes of the Sialic Acid scavenging and LOS/LPS sialylation pathways: putative targets for new antimicrobial agents (8224 -Indo-swedish Grant - Prof. Ramaswamy) | DBT     | -38,04,839  | 1,03,51,746 | -44,092   | 0           | 18,27,898   | 18,27,898   | 46,74,917   |
| 59 | Muscle SC self renewal: A stressful matter (8225- CEFIPRA Grant - Prof. Jyotsna Dhawan)  | CEFIPRA | -5,97,766   | 11,47,549   | 0         | 0           | 2,71,879    | 2,71,879    | 2,77,904    |

|    |  |                      |             |              |             |           |             |             |              |
|----|--|----------------------|-------------|--------------|-------------|-----------|-------------|-------------|--------------|
| 60 | Deciphering molecular mechanisms of Hydra regeneration through comparative transcriptome and small non-coding RNA profiling (8228- Dr. Yashodha Ghanekar)                                  | DBT                  | 3,90,631    | 9,58,239     | 3,678       | 0         | 15,13,142   | 15,13,142   | -1,60,594    |
| 61 | Molecular mechanisms that regulate cyto skeletal modelling in cardiac hypertrophy by developing an in-vitro human cardiomyocyte culture microfluidic system ( 8229 - Prof. Jyotsna Dhawan) | DST                  | 3,31,946    | 2,00,000     | 12,404      | 0         | 1,00,400    | 1,00,400    | 4,43,950     |
| 62 | Imaging signalling dynamics with fluroscent biosensors : towards a quantitative understanding o cell migration and adhesion ( 8230 - Dr. Akash Gulyani)                                    | DBT                  | 14,41,491   | 10,559       | 8,494       | 0         | 17,20,863   | 17,20,863   | -2,60,319    |
| 63 | Transdermal CO-siRNA and neuropeptide anagonist through multifunctional self assembled lipid nanoparticles for effective treatment of psoriasis (8231 _ Dr. Srujan Kumar Marepally)        | DST                  | -3,48,991   | -            | -           | -         | 13,792      | 13,792      | -3,62,783    |
| 64 | Jawaharlal Nehru Science Fellowship - Prof. Azim Surani (8233 - Prof, Azim Surani)   | DST                  | 49,60,423   | -            | 1,61,186    | -         | -           | -           | 51,21,609    |
| 65 | B-LIFE: Bangalore Lifesciences Cluster for Multiscale basic and applied research in biological Sciences (8234- Prof. Ramaswamy)  | DBT                  | 9,79,18,557 | 55,29,67,300 | 1,18,45,318 | 79,65,079 | 2,74,99,122 | 3,54,64,201 | 62,72,66,974 |
| 66 | Investigating the function of Micro RNA in the regulation of epidermal stem cell homeostatis (8237- Dr. Srikala Raghavan)  | DBT                  | 9,86,781    | 16,50,600    | 16,440      | -         | 26,12,245   | 26,12,245   | 41,576       |
| 67 | Identification of micro RNA in fragile X syndrome (FXS) (8238- Dr. Ravi Muddhashetty)  | DBT                  | 6,84,363    | 13,32,000    | 20,628      | 5,25,946  | 14,98,029   | 20,23,975   | 13,016       |
| 68 | Imaging synaptic plasticity an control: Novel protein carbon nanotube fluroscent sensors for regulation of protein translation-(8239 Dr. Akash Gulyani)                                    | DBT                  | 21,41,553   | 24,78,908    | 70,518      | -         | 24,21,714   | 24,21,714   | 22,69,265    |
| 69 | Indo Swiss Grant-DST-SNSF-(8240-Dr. Akash Gulyani)   | DBT                  | 4,04,757    | -            | 4,128       | -         | 5,55,380    | 5,55,380    | -1,46,495    |
| 70 | Ramalingaswami Fellowship-(8241 Arjun Guha)  | DBT                  | -2,62,718   | -            | -           | -         | -73,623     | -73,623     | -1,89,095    |
| 71 | Effect of a locally delivered immunosuppressives encapsulated in self assembled hydrogen systems on ascularized composite allotransplantation-(8243-Dr. Praveen Vemula)                    | DBT                  | 9,34,882    | -            | 23,608      | -         | 4,16,774    | 4,16,774    | 5,41,716     |
| 72 | Agreement with Uniliver( 8245-Dr. Colin Jamora)  | Unilivrer Industries | 7,96,438    | 6,14,880     | -           | -         | 8,42,641    | 8,42,641    | 5,68,677     |
| 73 | Elucidting the role of PAI-1 mediate signaling in cutaneous fibrosis-(8246 Dr. Colin Jamora)   | DBT                  | 3,50,666    | -            | -           | -         | 7,95,730    | 7,95,730    | -4,45,064    |
| 74 | Structure-Function studies on nucleotide sugar transporters Indo Argentina program-(8249-Prof.Ramaswamy)   | DST                  | 3,35,000    | -            | 9,006       | -         | 1,15,677    | 1,15,677    | 2,28,329     |
| 75 | Programme support on metabolic control of cell fate-(8250- Prof. Apurva sarin)   | DBT                  | 1,62,39,794 | 84,82,478    | 4,12,567    | 73,81,651 | 81,87,230   | 1,55,68,881 | 95,65,958    |
| 76 | Accelerating the application of stemcell technology in human disease (ASHD)-8251 (Prof. Apurva, Dr. Raghu Padinjat)  | DBT                  | 2,78,67,571 | 2,33,85,210  | 13,15,946   | 59,12,333 | 76,59,423   | 1,35,71,756 | 3,89,96,971  |
| 77 | Embo workshop-8252   | DBT                  | 1,53,497    |              |             |           | 1,53,497    | 1,53,497    | 0            |



|    |  |       |           |             |          |          |           |           |             |
|----|--|-------|-----------|-------------|----------|----------|-----------|-----------|-------------|
| 78 | Role of Euchromatic histone methyl transferase in human neural development-8253 (Prof. Shravanthi Ramapalli)   | DBT   | 10,00,000 | 10,90,000   | 38,002   | 86,240   | 6,64,748  | 7,50,988  | 13,77,014   |
| 79 | Ramanujan Fellowship award to Dr. Perundurai S Dhandapany (8254-Dr.Perundurai S Dhandapany )   | SERB  | 0         | 7,60,000    |          | 4,97,340 | 2,91,180  | 7,88,520  | -28,520     |
| 80 | Identifying Mechanism of Amino Acid Sensing and Regulation of the Eukaryotic tRNA thiolation Pathway (8255-Adhish Walvekar)  | DST   | -         | 9,60,000    | 3,412    | 1,16,310 | 6,33,735  | 7,50,045  | 2,13,367    |
| 81 | Genetic program governing Vertebrate head Mesoderm Specification( 8256-Ramkumar Sambasivan)  | DBT   | -         | 34,23,800   | 7,724    | 6,39,734 | 24,18,998 | 30,58,732 | 3,72,792    |
| 82 | Mining the Genome and Metagenome of Marine Microbiome for PKS-NRPS Biosynthetic Gene Cluster and Bioactive Small Molecules : A Coordinated R & D Initiative in marine Genomics (8257-Dr. Praveen Kumar Vemula)         | DBT   | 36,38,940 | 6,10,000    | 1,26,720 |          | 88,366    | 88,366    | 42,87,294   |
| 83 | Ramalinga Swamy Grant (8258-Tina Mukharjee)  | SERB  | -         | 10,00,000   | 7,693    | 5,14,911 | 11,639    | 5,26,550  | 4,81,143    |
| 84 | Understanding the Regulatory Function of the TAD domain in Notch Family proteins : A Comparison of Notch 1 & Notch 4 signaling in Mammalian cells.(8259 -Apurva Sarin)   | SERB  | -         | 13,97,000   | 13,247   | 0        | 5,81,591  | 5,81,591  | 8,28,656    |
| 85 | NeuroStem : Stem cell Models for Discovery of RNA-Mediated regulation in Neurodegeneration(8260-Dr.Ravi Muddshetty)  | DBT   | -         | 2,57,27,000 | 3,49,127 | 0        | 42,38,465 | 42,38,465 | 2,18,37,662 |
| 86 | Vaccine-Adjuvant co-delivery Food Allergen via Intestinal Mucosa as a Novel Allergen-Specific Immunotherapy approach to Food Allergy Novel Allergen-Specific Immunotherapy approach to Food Allergy (8261-Kiran Kumar) | SERB  | -         | 14,00,000   | 2,710    | 1,29,027 | 11,04,097 | 12,33,124 | 1,69,586    |
| 87 | Genetic Program governing Vertebrate development & Evolution :Role of Twist in Dual germ layer potential of Head Neural Crest(8262-Ramkumar Sambasivan)  | SERB  | -         | 19,79,000   | 10,908   | 0        | 13,07,688 | 13,07,688 | 6,82,220    |
| 88 | Investigate the Role of Ubiquitination and autophagy pathways in Hematopoietic cell Development and maintenance in Drosophila(8263-Dr.Tina Mukharjee)  | SERB  | -         | 18,64,673   | 9,222    | 8,88,919 | 4,08,108  | 12,97,027 | 5,76,868    |
| 89 | Financial Sanction under National Post-Doctoral Fellowship to Dr.Sivaraman Gandhi(8265-Akash Gulyani)  | SERB  | -         | 9,60,000    | 7,717    | 0        | 4,85,000  | 4,85,000  | 4,82,717    |
| 90 | Proceedings of the Rajiv Gandhi University of Health Sciences,Bangalore for collaborative Research with INSTEM(8266-Dr Colin Jamora)   | RGUHS | -         | 6,90,000    | 10,443   | 0        | 47,250    | 47,250    | 6,53,193    |
| 91 | Proceedings of the Rajiv Gandhi University of Health Sciences,Bangalore for collaborative Research with INSTEM(8267-Dr Colin Jamora)   | RGUHS | -         | 3,00,000    | 4,874    | 0        | 0         | 0         | 3,04,874    |
| 92 | Proceedings of the Rajiv Gandhi University of Health Sciences,Bangalore for collaborative Research with INSTEM(8268-Dr Colin Jamora)   | RGUHS | -         | 4,00,000    | 3,846    | 0        | 1,63,340  | 1,63,340  | 2,40,506    |
| 93 | Financial Sanction under National Post-Doctoral Fellowship to Dr.Ritu Gupta(8269-Dr Sunil Laxman)  | SERB  | -         | 9,60,000    | 6,824    | 0        | 5,40,000  | 5,40,000  | 4,26,824    |



|                               |  |           |                     |                     |                    |                    |                     |                     |                     |
|-------------------------------|--|-----------|---------------------|---------------------|--------------------|--------------------|---------------------|---------------------|---------------------|
| 94                            | Proceedings of the Rajiv Gandhi University of Health Sciences, Bangalore for collaborative Research with INSTEM(8271-P Dhandapani) | RGUHS     | -                   | 7,31,600            | 11,885             | 0                  | 0                   | 0                   | 7,43,485            |
| 95                            | Genetic Program Controlling Mesoderm Differentiation(8272-Ramkumar Sambasivan)   | DBT       | -                   | 15,21,700           | 18,352             | 2,81,829           | 0                   | 2,81,829            | 12,58,223           |
| 96                            | Implementation of Phase-II for Centre for Chemical Biology and Therapeutics (CCBT)(8274-Prof. Ashok Venkitaraman)                  | DBT       | -                   | 13,50,85,400        | 18,39,161          | 26,840             | 2,18,59,574         | 2,18,86,414         | 11,50,38,147        |
| 97                            | Results of EMBO Young Investigator Programme Selections-2016(8275-Minhajuddin Sirajuddin)  | EMBO      | -                   | 5,64,400            | 0                  | 0                  | 1,65,288            | 1,65,288            | 3,99,112            |
| 98                            | Financial approval of the Swarna Jayanti Fellowship to Dr.Dasaradhi Palakodeti(8276- Dasaradhi Palakodeti)                         | DST       | -                   | 41,00,000           | 64,988             | 0                  | 1,00,000            | 1,00,000            | 40,64,988           |
| 99                            | Role of Mechanical Signaling in Maintaining Stem Cell Quiescence in Mouse Skin( 8277-Srikala Raghavan)                             | SERB      | -                   | 1,00,000            | 0                  | 0                  | 0                   | 0                   | 1,00,000            |
| <b>Total : (A)</b>            |  |           | <b>29,06,58,456</b> | <b>88,89,52,172</b> | <b>1,83,45,168</b> | <b>7,62,36,118</b> | <b>17,88,42,647</b> | <b>25,50,78,765</b> | <b>94,28,77,031</b> |
| <b>B</b>                      | <b>From other than Government</b>  |           |                     |                     |                    |                    |                     |                     |                     |
| 100                           | The Mechanisms of RNA -Mediated regulations of Stem Cell function in Planarian schmidtea Mediterransa (8204- Dr.                   | WT/DBT IA | -31,99,992          | 63,65,236           | -                  | -                  | 25,70,835           | 25,70,835           | 5,94,409            |
| 101                           | Understanding the structure and function of rieske non-heme oxygenases in eukaryotic systems ( 8207 - Dr. Sathya Srinivasachari)   | WT/DBT IA | 8,76,200            | 10,19,958           | 19,338             | -                  | 15,82,123           | 15,82,123           | 3,33,373            |
| 102                           | Understanding the epigenetic basis of fibrobkast elasticity (8210-Dr. S. Rampalli)   | WT/DBT IA | 11,90,881           | 14,86,060           | 36,468             | -                  | 16,23,253           | 16,23,253           | 10,90,156           |
| 103                           | Workshop on X-Ray Crystallography (8223-Dr. Vinod Nayak)   | AVANTOR   | 1,14,591            | -                   | -                  | -                  | 0                   | 0                   | 1,14,591            |
| 104                           | Regulation of epithelial stem cell homing in cutaneous wound healing (8226- Dr. Subhasri Ghosh)                                    | WT/DBT IA | 42,28,441           | -                   | 1,09,026           | -                  | 17,46,368           | 17,46,368           | 25,91,099           |
| 105                           | Research Project awarded by L'Oreal (8232- Dr. Colin Jamora)   | L'OREAL   | 50,94,030           | 39,50,250           | 12,250             | -                  | 23,08,377           | 23,08,377           | 67,48,153           |
| 106                           | Structure and function studies of Sarcomere Proteins implicated in cardiomyopatheis (8235- Dr. Minhaj )                            | WT/DBT IA | 64,82,770           | 33,63,593           | 2,61,439           | -                  | 20,68,007           | 20,68,007           | 80,39,795           |
| 107                           | Nutrient sensing and regulation of cell fate (8236-Dr. Sunil Laxman  | WT/DBT IA | 1,05,83,369         | 37,37,419           | 2,81,680           | 41,45,781          | 55,13,611           | 96,59,392           | 49,43,076           |
| <b>Total : (B)</b>            |  |           | <b>2,53,70,290</b>  | <b>1,99,22,516</b>  | <b>7,20,201</b>    | <b>41,45,781</b>   | <b>1,74,12,574</b>  | <b>2,15,58,355</b>  | <b>2,44,54,652</b>  |
| <b>C</b>                      | <b>From Outside India - FC-EMG</b>   |           |                     |                     |                    |                    |                     |                     |                     |
| 108                           | Wadhvani Foundation  | WF        | 91,05,391           | -                   | 4,48,821           | -                  | 61,12,827           | 61,12,827           | 34,41,385           |
| 109                           | Gates Foundation Grant-8242  | GF        | 50,45,267           | -                   | -                  | 4,88,765           | 39,22,882           | 44,11,647           | 6,33,620            |
| 110                           | Fraxa-8247   | FRAXA     | 6,75,129            | 6,60,513            | 1,37,053           | -                  | 2,13,163            | 2,13,163            | 12,59,532           |
| <b>Total : (C)</b>            |  |           | <b>1,48,25,787</b>  | <b>6,60,513</b>     | <b>5,85,874</b>    | <b>4,88,765</b>    | <b>1,02,48,872</b>  | <b>1,07,37,637</b>  | <b>53,34,537</b>    |
| <b>D</b>                      | <b>CSCR - CMC- VELLORE</b>   |           |                     |                     |                    |                    |                     |                     |                     |
|                               | Interest received on Grants  |           | 21,08,269           | 17,04,995           | -                  | -                  | -                   | -                   | 38,13,264           |
| <b>Total : (D)</b>            |  |           | <b>21,08,269</b>    | <b>17,04,995</b>    | <b>-</b>           | <b>-</b>           | <b>-</b>            | <b>-</b>            | <b>38,13,264</b>    |
| <b>Grand Total: (A+B+C+D)</b> |  |           | <b>33,29,62,802</b> | <b>91,12,40,196</b> | <b>1,96,51,243</b> | <b>8,08,70,664</b> | <b>20,65,04,093</b> | <b>28,73,74,757</b> | <b>97,64,79,484</b> |

INSTITUTE FOR STEM CELL BIOLOGY AND REGNERATIVE MEDICINE BANGALORE

GKVK, BELLARY ROAD, BANGALORE - 560 065

SCHEDULES FORMING PART OF BALANCE SHEET AS AT MARCH 31, 2017

(Amount in Rs.)

| <b>SCHEDULE -4 - SECURED LOANS AND BORROWINGS:</b> | <b>Current year</b> | <b>Previous Year</b> |
|--|---------------------|----------------------|
| 1. Central Government                              | -                   | -                    |
| 2. State Government (Specify)                      | -                   | -                    |
| 3. Financial Institutions                          | -                   | -                    |
| (a) Term Loans                                     | -                   | -                    |
| (b) Interest accrued and due                       | -                   | -                    |
| 4. Banks   | -                   | -                    |
| (a) Term Loans                                     | -                   | -                    |
| - Interest accrued and due                         | -                   | -                    |
| (b) Other Loans (Specify                           | -                   | -                    |
| - Interest accrued and due                         | -                   | -                    |
| 5. Other Institutions and Agencies                 | -                   | -                    |
| 6. Debentures and Bonda                            | -                   | -                    |
| 7. Others (Specify)                                | -                   | -                    |
|  |                     |                      |
| <b>TOTAL</b>                                       | -                   | -                    |



**INSTITUTE FOR STEM CELL BIOLOGY AND REGNERATIVE MEDICINE BANGALORE**

**GKVK, BELLARY ROAD, BANGALORE - 560 065**

**SCHEDULES FORMING PART OF BALANCE SHEET AS AT MARCH 31, 2017**

**(Amount in Rs.)**

| <b>SCHEDULE -5 - UNSECURED LOANS AND BORROWINGS:</b>                           | <b>Current year</b> | <b>Previous Year</b> |
|--|---------------------|----------------------|
| 1. Central Government  | -                   | -                    |
| 2. State Government (Specify)  | -                   | -                    |
| 3. Financial Institutions  | -                   | -                    |
| (a) Term Loans   | -                   | -                    |
| (b) Interest accrued and due   | -                   | -                    |
| 4. Banks   | -                   | -                    |
| (a) Term Loans   | -                   | -                    |
| - Interest accrued and due   | -                   | -                    |
| (b) Other Loans (Specify   | -                   | -                    |
| - Interest accrued and due   | -                   | -                    |
| 5. Other Institutions and Agencies   | -                   | -                    |
| 6. Debentures and Bonda  | -                   | -                    |
| <b>TOTAL</b>   | -                   | -                    |
| Note: Amounts due within one year  | -                   | -                    |
| <b>SCHEDULE-6 - DEFERRED CREDIT LIABILITIES</b>                                |                     |                      |
| a) Acceptances secured by hypothecation of capital equipment and other assets. | -                   | -                    |
| b) Others  | -                   | -                    |
| <b>TOTAL</b>   | -                   | -                    |
| Note: Amounts due within one year  |                     |                      |

**INSTITUTE FOR STEM CELL BIOLOGY AND REGNERATIVE MEDICINE BANGALORE**

**GKVK, BELLARY ROAD, BANGALORE - 560 065**

**SCHEDULES FORMING PART OF BALANCE SHEET AS AT MARCH 31, 2017**

**(Amount in Rs.)**

| <b>SCHEDULE - 7 - CURRENT LIABILITIES AND PROVISIONS</b> | <b>Current year</b> |                    | <b>Previous Year</b> |                    |
|--|---------------------|--------------------|----------------------|--------------------|
| <b>A. CURRENT LIABILITIES</b>                            |                     |                    |                      |                    |
| 1. Acceptances   |                     | -                  |                      | -                  |
| 2. Sundry Creditors                                      |                     |                    |                      |                    |
| (a) For Goods  | 89,71,545           |                    | 1,83,99,768          |                    |
| (b) Others   | 1,83,41,574         | 2,73,13,119        | 1,85,27,940          | 3,69,27,708        |
| 3. Advance Received                                      |                     | -                  |                      | -                  |
| 4. Interest accrued but not due on:                      |                     |                    |                      |                    |
| (a) Secured Loans/Borrowings                             | -                   |                    | -                    |                    |
| (b) Unsecured Loans /borrowings                          | -                   | -                  | -                    | -                  |
| 5. Statutory Liabilities :                               |                     |                    |                      |                    |
| (a) Overdue  | -                   |                    | -                    |                    |
| (b) Others   | -                   | -                  | 1,69,811             | 1,69,811           |
| 6. Other Current Liabilities                             |                     | 33,66,104          | 3,47,45,034          | 3,47,45,034        |
| <b>TOTAL (A)</b>   |                     | <b>3,06,79,223</b> |                      | <b>7,18,42,553</b> |
| <b>B. PROVISIONS</b>                                     |                     |                    |                      |                    |
| 1. For Taxation  | -                   |                    | -                    |                    |
| 2. Gratuity  | -                   |                    | -                    |                    |
| 3. Superannuation/Pension                                | -                   |                    | -                    |                    |
| 4. Accumulated Leave Encashment                          | -                   |                    | -                    |                    |
| 5. Trade Warranties/Claims                               | -                   |                    | -                    |                    |
| 6. Others (collaboration cost to Univ. of Edinburgh)     | 1,46,17,545         |                    | 1,08,890             | 1,08,890           |
| <b>TOTAL (B)</b>   |                     | <b>1,46,17,545</b> |                      | <b>1,08,890</b>    |
| <b>TOTAL (A+B)</b>                                       |                     | <b>4,52,96,768</b> |                      | <b>7,19,51,443</b> |



**INSTITUTE FOR STEM CELL BIOLOGY AND REGENERATIVE MEDICINE, BANGALORE**

**GKVK, BELLARY ROAD, BANGALORE - 560 065**

**SCHEDULE FORMING PART OF BALANCE SHEET FOR THE PERIOD ENDED MARCH 31, 2017.**

**SCHEDULE - 8: FIXED ASSETS**

**(Amount in Rs.)**

| DESCRIPTION                               | GROSS BLOCK    |                          |                  | Rate | DEPRECIATION   |             |            |                     | NET BLOCK           |                     |
|---|----------------|--------------------------|------------------|------|----------------|-------------|------------|---------------------|---------------------|---------------------|
|   | As on 1-4-2016 | Additions /<br>Deletions | Up to 31-03-2017 |      | As on 1-4-2016 | Additions   | Deductions | Up to<br>31-03-2017 | As on<br>31-03-2017 | As on<br>31-03-2016 |
| (A) Own Funds                             |                |                          |                  |      |                |             |            |                     |                     |                     |
| Land Development Works                    | 17,01,111      | -                        | 17,01,111        | 10%  | 3,23,211       | 1,37,790    | -          | 4,61,001            | 12,40,110           | 13,77,900           |
| Other Misc. facilities                    | 25,26,642      | -                        | 25,26,642        | 10%  | 4,80,062       | 2,04,658    | -          | 6,84,720            | 18,41,922           | 20,46,580           |
| Buildings (Residential)*                  | 18,83,17,702   | -                        | 18,83,17,702     | 5%   | 1,83,60,976    | 84,97,836   | -          | 2,68,58,812         | 16,14,58,890        | 16,99,56,726        |
| Buildings(Non-Residential)                | 11,71,61,444   | -                        | 11,71,61,444     | 10%  | 2,22,60,674    | 94,90,077   | -          | 3,17,50,751         | 8,54,10,693         | 9,49,00,770         |
| Laboratory Equipment                      | 28,11,19,616   | -                        | 28,11,19,616     | 15%  | 13,30,05,912   | 2,22,17,056 | -          | 15,52,22,968        | 12,58,96,648        | 14,81,13,704        |
| Computer Equipment                        | 53,20,627      | -                        | 53,20,627        | 60%  | 52,23,283      | 58,406      | -          | 52,81,689           | 38,938              | 97,344              |
| Office Equipment                          | 44,92,995      | -                        | 44,92,995        | 15%  | 23,96,466      | 3,14,479    | -          | 27,10,945           | 17,82,050           | 20,96,529           |
| Furniture & Fixture                       | 44,86,544      | 7,18,545                 | 52,05,089        | 10%  | 13,89,531      | 3,81,556    | -          | 17,71,087           | 34,34,002           | 30,97,013           |
| Capital / Building Work in progress       | 92,48,99,619   | 15,32,32,916             | 1,07,81,32,535   |      | -              |             | -          |                     | 1,07,81,32,535      | 92,48,99,619        |
| Sub Total (A)                             | 1,53,00,26,300 | 15,39,51,461             | 1,68,39,77,761   |      | 18,34,40,114   | 4,13,01,858 | -          | 22,47,41,973        | 1,45,92,35,788      | 1,34,65,86,186      |
| (B) Project Funds                         |                |                          |                  |      |                |             |            |                     |                     |                     |
| Furniture & Fixture                       | 3,15,984       | -                        | 3,15,984         | 10%  | 1,32,561       | 18,342      | -          | 1,50,903            | 1,65,081            | 1,83,423            |
| Laboratory Equipment                      | 21,03,54,799   | 7,24,16,820              | 28,27,71,619     | 15%  | 4,26,68,483    | 3,60,15,470 | -          | 7,86,83,953         | 20,40,87,666        | 16,76,86,316        |
| Capital / Building under work in progress | 18,12,15,556   | 79,65,079                | 18,91,80,635     |      | -              | -           | -          | -                   | 18,91,80,635        | 18,12,15,556        |
| Sub Total (B)                             | 39,18,86,339   | 8,03,81,899              | 47,22,68,238     |      | 4,28,01,044    | 3,60,33,812 | -          | 7,88,34,856         | 39,34,33,382        | 34,90,85,295        |
| (C) CSCR -Vellore                         |                |                          |                  |      |                |             |            |                     |                     |                     |
| Buildings                                 | 30,00,000      | -                        | 30,00,000        | 10%  | 9,22,350       | 2,07,765    | -          | 11,30,115           | 18,69,885           | 20,77,650           |
| Laboratory Equipment                      | 21,22,72,232   | -                        | 21,22,72,232     | 15%  | 10,89,28,560   | 1,55,01,551 | -          | 12,44,30,111        | 8,78,42,121         | 10,33,43,672        |
| Computer Equipment                        | 3,57,46,731    | -                        | 3,57,46,731      | 60%  | 3,57,16,003    | 18,437      | -          | 3,57,34,440         | 12,291              | 30,728              |
| Furniture & Fixture                       | 7,875          | -                        | 7,875            | 10%  | 2,421          | 545         | -          | 2,966               | 4,909               | 5,454               |
| Sub Total (C)                             | 25,10,26,838   | -                        | 25,10,26,838     |      | 14,55,69,334   | 1,57,28,298 | -          | 16,12,97,632        | 8,97,29,206         | 10,54,57,504        |
| (D) Wadhvani Foundation                   |                |                          |                  |      |                |             |            |                     |                     |                     |
| Laboratory Equipment                      | 1,95,607       | 4,88,765                 | 6,84,372         | 15%  | 59,852         | 93,678      | -          | 1,53,530            | 5,30,842            | 1,35,755            |
| Computer Equipment                        | 8,48,633       | -                        | 8,48,633         | 60%  | 7,92,059       | 33,944      | -          | 8,26,003            | 22,630              | 56,574              |
| Sub Total (D)                             | 10,44,240      | 4,88,765                 | 15,33,005        |      | 8,51,911       | 1,27,622    | -          | 9,79,533            | 5,53,472            | 1,92,329            |
| Grand Total (A+B+C+D)                     | 2,17,39,83,717 | 23,48,22,125             | 2,40,88,05,842   |      | 37,26,62,403   | 9,31,91,590 | -          | 46,58,53,994        | 1,94,29,51,848      | 1,80,13,21,314      |

\*The Residential building consisting of 50 Flats at CB Site Yelahanka is constructed jointly by NCBS and InStem on the land belonging to NCBS. The cost of construction is shared between both the Institutes and there is an MoU signed between both the Institutes to this effect.

**INSTITUTE FOR STEM CELL BIOLOGY AND REGNERATIVE MEDICINE BANGALORE**

**GKVK, BELLARY ROAD, BANGALORE - 560 065**

**SCHEDULES FORMING PART OF BALANCE SHEET AS AT MARCH 31, 2017**

|  | <b>(Amount in Rs.)</b> |                      |
|--|------------------------|----------------------|
| <b>SCHEDULE -9 - INVESTMENTS FROM EARMARKED /ENDOWMENT FUNDS</b> | <b>Current Year</b>    | <b>Previous Year</b> |
| 1. In Government Securities                                      | -                      | -                    |
| 2. Other approved securities                                     | -                      | -                    |
| 3. Shares  | -                      | -                    |
| 4. Debentures and Bonds  | -                      | -                    |
| 5. Subsidiaries and Joint Ventures                               | -                      | -                    |
| 6. Others (to be specified                                       | -                      | -                    |
| <b>TOTAL</b>   | -                      | -                    |
| <b>SCHEDULE -10 - INVESTMENT OTHERS</b>                          |                        |                      |
| 1. In Government Securities                                      | -                      | -                    |
| 2. Other approved securities                                     | -                      | -                    |
| 3. Shares  | -                      | -                    |
| 4. Debentures and Bonds  | -                      | -                    |
| 5. Subsidiaries and Joint Ventures - Shares of C-CAMP            | 600                    | 600                  |
| 6. Others (to be specified                                       |                        |                      |
| <b>TOTAL</b>   | 600                    | 600                  |



INSTITUTE FOR STEM CELL BIOLOGY AND REGNERATIVE MEDICINE BANGALORE

GKVK, BELLARY ROAD, BANGALORE - 560 065

SCHEDULES FORMING PART OF BALANCE SHEET AS AT MARCH 31, 2017

(Amount- Rs.)

| SCHEDULE -11 - CURRENT ASSETS, LOANS, ADVANCES ETC.        | Current year |                       | Previous Year |                     |
|--|--------------|-----------------------|---------------|---------------------|
| <b>A. CURRENT ASSETS:</b>                                  |              |                       |               |                     |
| <b>1. Inventories:</b>                                     |              |                       |               |                     |
| a) Stores and Spares                                       | -            |                       | -             |                     |
| b) Loose Tools   | -            |                       | -             |                     |
| c) Stock-in-trade  |              |                       |               |                     |
| Finished Goods   | -            |                       | -             |                     |
| Work -in-progress  | -            |                       | -             |                     |
| Raw Materials  | -            | -                     | -             | -                   |
| <b>2. Sundry Debtors:</b>                                  |              |                       |               |                     |
| a) Debts outstanding for above six months                  | -            | -                     | -             | -                   |
| b) Others  | 20,54,962    | 20,54,962             | 1,10,28,602   | 1,10,28,602         |
| <b>3. Cash balances in hand (including cheques/drafts)</b> |              | -                     |               | -                   |
| <b>4. Bank Balances:</b>                                   |              |                       |               |                     |
| <b>a) With Scheduled Banks:</b>                            |              |                       |               |                     |
| - On current Accounts                                      | 9,89,26,030  |                       | 7,91,65,747   |                     |
| - On Deposits Accounts                                     | 91,59,35,457 |                       | 8,75,63,800   |                     |
| - On Savings Accounts                                      | 8,00,00,186  | 1,09,48,61,673        | 3,98,95,793   | 20,66,25,340        |
| <b>b) With Non-Scheduled Banks:</b>                        |              |                       |               |                     |
| - On current Accounts                                      | -            |                       | -             |                     |
| - On Deposits Accounts                                     | -            |                       | -             |                     |
| - On Savings Accounts                                      | -            | -                     | -             | -                   |
| <b>5. Post Office Savings Accounts</b>                     |              | -                     |               | -                   |
| <b>TOTAL (A)</b>   |              | <b>1,09,69,16,635</b> |               | <b>21,76,53,942</b> |

**INSTITUTE FOR STEM CELL BIOLOGY AND REGNERATIVE MEDICINE BANGALORE**

**GKVK, BELLARY ROAD, BANGALORE - 560 065**

**SCHEDULES FORMING PART OF BALANCE SHEET AS AT MARCH 31, 2017**

(Amount- Rs.)

| SCHEDULE -11 - CURRENT ASSETS, LOANS ADVANCES ETC.<br>B. LOANS, ADVANCES AND OTHER ASSETS            | Current year |                       | Previous Year |                     |
|--|--------------|-----------------------|---------------|---------------------|
|  |              |                       |               |                     |
| <b>1. Loans:</b>   |              |                       |               |                     |
| a) Staff   | -            |                       | -             |                     |
| b) Other Entities engaged in activities /<br>Objectives similar to that of the Entity                | -            |                       | -             |                     |
| c) Others (specify)  | -            | -                     | -             | -                   |
| <b>2. Advances and other amounts recoverable in<br/>cash or in kind or for value to be received:</b> |              |                       |               |                     |
| a) On Capital Account  | 1,25,62,883  |                       | 7,42,537      |                     |
| b) Prepayments   | -            |                       |               |                     |
| c) Others  | 48,30,188    | 1,73,93,071           | 33,02,232     | 40,44,769           |
| <b>3. Income Accrued:</b>  |              |                       |               |                     |
| a) On Investments from earmarked/endow.funds   | -            |                       | -             |                     |
| b) On Investments - others   | 78,71,762    |                       | 5,54,771      |                     |
| c) On Loans & Advances   | -            |                       | -             |                     |
| d) Others  | -            |                       | -             |                     |
| (includes income due unrealised Rs.....)   | -            | 78,71,762.00          | -             | 5,54,771.00         |
| <b>4. Claims Receivable:</b>   |              | 23,59,320             |               | 15,53,521           |
| <b>TOTAL (B)</b>   |              | <b>2,76,24,153</b>    |               | <b>61,53,061</b>    |
| <b>GRAND TOTAL (A) + (B)</b>   |              | <b>1,12,45,40,788</b> |               | <b>22,38,07,003</b> |



**INSTITUTE FOR STEM CELL BIOLOGY AND REGNERATIVE MEDICINE BANGALORE**

**GKVK, BELLARY ROAD, BANGALORE - 560 065**

**SCHEDULES FORMING PART OF INCOME & EXPENDITURE ACCOUNT FOR THE YEAR ENDED MARCH 31, 2017**

(Amount in Rs.)

| <b>SCHEDULE -12 : INCOME FROM SALES AND SERVICES</b> | <b>Current Year</b> | <b>Previous Year</b> |
|--|---------------------|----------------------|
| 1) <u>Income from Sales</u>                          |                     |                      |
| a) Sale of Finished Goods                            | -                   | -                    |
| b) Sale of Raw Material                              | -                   | -                    |
| c) Sale of Scraps                                    | -                   | -                    |
| 2) <u>Income from Services:</u>                      |                     |                      |
| a) Labour and Processing Charges                     | -                   | -                    |
| b) Professional /Consultancy Services                | -                   | -                    |
| c) Agency Commission and Brokerage                   | -                   | -                    |
| d) Maintenance Services (Equipment/ Property)        | -                   | -                    |
| e) Others (Specify)                                  | -                   | -                    |
| <b>TOTAL</b>   | -                   | -                    |

(Amount -Rs.)

| <b>SCHEDULE -13: GRANTS/SUBSIDIES (Irrevocable Grants and Subsidies received)</b> | <b>Current Year</b> | <b>Previous Year</b> |
|---|---------------------|----------------------|
| 1) Central Government   | 36,70,00,000        | 23,50,00,000         |
| 2) State Government(s)  | -                   | -                    |
| 3) Government Agencies  | -                   | -                    |
| 4) Institutions/Welfare Bodies  | -                   | -                    |
| 5) International Organizations  | -                   | -                    |
| 6) Others (specify)   | -                   | -                    |
| <b>TOTAL</b>  | <b>36,70,00,000</b> | <b>23,50,00,000</b>  |

**INSTITUTE FOR STEM CELL BIOLOGY AND REGNERATIVE MEDICINE BANGALORE**

**GKVK, BELLARY ROAD, BANGALORE - 560 065**

**SCHEDULES FORMING PART OF INCOME AND EXPENDITURE ACCOUNT FOR THE YEAR ENDED MARCH 31, 2017**

**(Amount in Rs.)**

| <b>SCHEDULE-14: FEES/SUBSCRIPTIONS</b>                       | <b>Current Year</b> | <b>Previous Year</b> |
|--|---------------------|----------------------|
| 1. Entrance Fees   | -                   | -                    |
| 2. Annual Fees/Subscriptions                                 | -                   | -                    |
| 3. Seminar/Programme Fees                                    | -                   | -                    |
| 4. Consultancy Fees  | -                   | -                    |
| 5. Others (Specify)  | -                   | -                    |
| <b>TOTAL</b>   | -                   | -                    |
| Note: Accounting Policies towards each item to be disclosed. |                     |                      |

| <b>SCHEDULE-15: INCOME FROM INVESTMENTS</b><br>(Income on investment from Earmarked /Endowment Funds to be transferred to Funds) | <b>Investment from Earmarked Fund</b> |                      | <b>Investment -Others</b> |                      |
|--|---------------------------------------|----------------------|---------------------------|----------------------|
|  | <b>Current Year</b>                   | <b>Previous Year</b> | <b>Current Year</b>       | <b>Previous Year</b> |
| 1) Interest  | -                                     | -                    | -                         | -                    |
| a) On Govt. Securities   | -                                     | -                    | -                         | -                    |
| b) Other Bonds/Debentures  | -                                     | -                    | -                         | -                    |
| 2) Dividends   | -                                     | -                    | -                         | -                    |
| a) On Shares   | -                                     | -                    | -                         | -                    |
| b) On Mutual Fund Securities   | -                                     | -                    | -                         | -                    |
| 3) Rents   | -                                     | -                    | -                         | -                    |
| 4) Others (Specify)  | -                                     | -                    | -                         | -                    |
| <b>TOTAL</b>   |                                       |                      |                           |                      |



**INSTITUTE FOR STEM CELL BIOLOGY AND REGNERATIVE MEDICINE BANGALORE**

**GKVK, BELLARY ROAD, BANGALORE - 560 065**

**SCHEDULES FORMING PART OF INCOME & EXPENDITURE ACCOUNT FOR THE YEAR ENDED MARCH 31, 2017**

**(Amount in Rs.)**

| <b>SCHEDULE - 16: INCOME FROM ROYALTY, PUBLICATIONS ETC.</b> | <b>Current Year</b> | <b>Previous Year</b> |
|--|---------------------|----------------------|
| 1) Income from Royalty                                       | -                   | -                    |
| 2) Income from Publications                                  | -                   | -                    |
| 3) Others (Specify)  | -                   | -                    |
| <b>TOTAL</b>   | -                   | -                    |

**(Amount -Rs.)**

| <b>SCHEDULE - 17 : INTEREST EARNED</b>        | <b>Current Year</b> | <b>Previous Year</b> |
|---|---------------------|----------------------|
| 1) On Term Deposits:                          |                     |                      |
| a) With Scheduled Banks                       | 13,62,172           | -                    |
| b) With Non-Scheduled Banks                   | -                   | -                    |
| c) With Institutions                          | -                   | -                    |
| d) Others                                     | -                   | -                    |
| 2) On Savings Accounts:                       |                     |                      |
| a) With Scheduled Banks                       | 16,72,613           | 4,30,761             |
| b) With Non-Scheduled Banks                   | -                   | -                    |
| c) With Institutions                          | -                   | -                    |
| d) Others                                     | -                   | -                    |
| 3) On Loans:                                  |                     |                      |
| a) Employees /Staff                           | -                   | -                    |
| b) Others                                     | -                   | -                    |
| 4) Interest on Debtors and Other Recoverables | -                   | -                    |
| <b>TOTAL</b>                                  | <b>30,34,785</b>    | <b>4,30,761</b>      |

**INSTITUTE FOR STEM CELL BIOLOGY AND REGNERATIVE MEDICINE BANGALORE**

**GKVK, BELLARY ROAD, BANGALORE - 560 065**

**SCHEDULES FORMING PART OF INCOME & EXPENDITURE ACCOUNT FOR THE YEAR ENDED MARCH 31, 2017**

(Amount in Rs.)

| <b>SCHEDULE - 18: OTHER INCOME</b>                         | <b>Current Year</b> | <b>Previous Year</b> |
|--|---------------------|----------------------|
| 1) Profit on Sale /disposal of Assets:                     |                     |                      |
| a) Owned assets  | -                   | -                    |
| b) Assets acquired out of grants, or received free of cost | -                   | -                    |
| 2) Export Incentives realized                              | -                   | -                    |
| 3) Fees for Miscellaneous Services                         | -                   | -                    |
| 4) Miscellaneous Income *                                  | 11,82,409           | 39,90,550            |
| <b>TOTAL</b>   | <b>11,82,409</b>    | <b>39,90,550</b>     |

| <b>SCHEDULE - 19: INCREASE/DECREASE IN STOCK OF FINISHED GOODS &amp; W.I.P</b> | <b>Current Year</b> | <b>Previous Year</b> |
|--|---------------------|----------------------|
| a) Closing stock   |                     |                      |
| - Finished Goods   | -                   | -                    |
| - Work-in-progress   | -                   | -                    |
| Total (a)  | -                   | -                    |
| b) Less: Opening Stock - Finished Goods  | -                   | -                    |
| - Work-in-progress   | -                   | -                    |
| Total (b)  | -                   | -                    |
| NET INCREASE/(DECREASE)[a-b]   | -                   | -                    |

| <b>* Details of Miscellaneous Income</b>                |                  |                  |
|---|------------------|------------------|
| 1. Guesthouse receipts / Licence Fee/transport recovery | 9,61,265         | 1,92,545         |
| 2. Sale of Tender Forms                                 | 11,200           | 18,500           |
| 3. Interest earned                                      | -                | -                |
| 4. RTI receipts   | -                | -                |
| 5. Recoveries of expenditure                            | -                | -                |
| 6. Overhead recovered from EMG                          | 2,09,944         | 37,79,355        |
| 7. ID card  |                  | 150              |
| <b>TOTAL</b>  | <b>11,82,409</b> | <b>39,90,550</b> |



**INSTITUTE FOR STEM CELL BIOLOGY AND REGNERATIVE MEDICINE BANGALORE**

**GKVK, BELLARY ROAD, BANGALORE - 560 065**

**SCHEDULES FORMING PART OF INCOME & EXPENDITURE ACCOUNT FOR THE YEAR ENDED MARCH 31, 2017**

**(Amount in Rs.)**

| <b>SCHEDULE - 20: ESTABLISHMENT EXPENSES</b>                         | <b>Current Year</b> | <b>Previous Year</b> |
|--|---------------------|----------------------|
| a) Salaries and Wages  | 7,65,03,785         | 7,54,34,347          |
| b) Prior Period Salaries   | -                   | -                    |
| c) Contribution to Provident Fund/NPS                                | 33,17,988           | 31,45,415            |
| d) Contribution to other Fund (specify) - LS & Pension Contributions | 4,47,658            | 3,96,365             |
| e) Staff Welfare /Mediclaime/medical expenses                        | 9,82,004            | 9,57,304             |
| f) Expenses on Employees' Retirement and Terminal Benefits           | 2,35,886            | 18,77,100            |
| g) Others (specify)- Honorarium                                      | 90,000              | 1,08,000             |
| h) Fellowships (JRF/SRF)   | 1,11,81,686         | 1,02,02,342          |
| <b>TOTAL</b>   | <b>9,27,59,007</b>  | <b>9,21,20,873</b>   |

| <b>SCHEDULE - 21: OTHER ADMINISTRATIVE EXPENSES ETC.</b> | <b>Current Year</b> | <b>Previous Year</b> |
|--|---------------------|----------------------|
| a) Purchases - Laboratory & Computer Consumables         | 6,37,04,673         | 5,82,83,392          |
| b) Conference Support                                    | -                   | -                    |
| c) Membership Fees                                       | -                   | 45,818               |
| d) Electricity and power                                 | 3,83,13,672         | 45,97,723            |
| e) Water charges   | 18,02,024           | 22,920               |
| f) Insurance   | -                   | -                    |
| g) Repairs & Maintenance                                 | 50,13,609           | 29,64,586            |
| h) Training  | -                   | -                    |
| i) Rent, Rates and Taxes                                 | 13,06,851           | 27,77,959            |
| j) Vehicles running and maintenance                      | 52,32,882           | 53,50,204            |
| k) Postage, Telephone and Communication charges          | 17,64,270           | 6,45,028             |
| l) Printing and Stationery                               | 17,75,686           | 17,73,816            |
| m) Travelling & Conveyance Expenses                      | 53,77,415           | 65,83,247            |
| n) Expenses on Seminars/Workshops                        | 4,40,990            | 9,08,106             |
| o) Subscription Expenses                                 | 5,04,400            | 5,30,513             |
| p) Expenses on Fees - Consultancy Fee/Honorarium         | 12,61,500           | 12,86,462            |
| q) Auditors Remuneration                                 | 69,000              | 77,050               |
| r) Hospitality Expenses                                  | 32,43,592           | 12,81,924            |
| s) Security Charges                                      | 49,21,722           | 41,23,436            |
| t) Bank Charges  | 45,124              | 3,25,301             |
| u) Other Contingent Expenditure*                         | 51,10,118           | 93,69,868            |
| v) Advertisement & Publicity                             | 5,22,446            | 67,096               |
| w) Sports facility management                            | 3,02,506            | 2,35,020             |
| x) campus maintenance                                    | 1,99,22,469         | 1,00,05,647          |
| y) Prior period Expenditure-Core                         | -                   | 1,43,114             |
| z) Project Fund Expenditure                              | -                   | -                    |
| i) Fellowship  | -                   | -                    |
| ii) Travel Expenses                                      | -                   | -                    |
| iii) Purchase of Capital Assets                          | -                   | -                    |
| iv) Laboratory Consumables                               | -                   | -                    |
| v) Contingency   | -                   | -                    |
| vi) Overheads  | -                   | -                    |
| vii) Start-up Expenditure (CCBT)                         | -                   | -                    |
| <b>TOTAL</b>   | <b>16,06,34,949</b> | <b>11,13,98,230</b>  |

\* other contingent expenditure includes students contingency claims, PhD regn fees, publication charges, Karnataka society regn expenses, MS Windows licencing fees, etc



**INSTITUTE FOR STEM CELL BIOLOGY AND REGNERATIVE MEDICINE BANGALORE**

**GKVK, BELLARY ROAD, BANGALORE - 560 065**

**SCHEDULES FORMING PART OF INCOME & EXPENDITURE ACCOUNT FOR THE YEAR ENDED MARCH 31, 2017**

| (Amount in Rs.)  |                     |                      |
|--|---------------------|----------------------|
| <b>SCHEDULE - 22: EXPENDITURE ON GRANTS, SUBSDIES ETC.</b>   | <b>Current Year</b> | <b>Previous Year</b> |
| a) Grants given to Institutions/Organizations  | -                   | -                    |
| b) Subsidies given to Institutions/Organizations   | -                   | -                    |
| <b>TOTAL</b>   | -                   | -                    |
| Note: Name of the Entities, their activities along with the amount of Grants/Subsidies are to be disclosed |                     |                      |

| (Amount - Rs.)                             |                     |                      |
|--|---------------------|----------------------|
| <b>SCHEDULE - 23: INTEREST</b>             | <b>Current Year</b> | <b>Previous Year</b> |
| a) On fixed loans                          | -                   | -                    |
| b) On other Loans (including Bank Charges) | -                   | -                    |
| c) Others (specify)                        | -                   | -                    |
| <b>TOTAL</b>                               | -                   | -                    |

## INSTITUTE FOR STEM CELL BIOLOGY AND REGENERATIVE MEDICINE, BANGALORE

### SCHEDULES FORMING PART OF THE ACCOUNTS FOR THE YEAR ENDED 31<sup>ST</sup> MARCH 2017

#### SIGNIFICANT ACCOUNTING POLICIES AND NOTES ON ACCOUNTS

##### OVERVIEW:

Institute for Stem Cell Biology and Regenerative Medicine is registered as a society under the Karnataka Societies Registration Act, 1960 and also registered under Section 12A of the Income Tax Act, 1961. It is an autonomous institution recognised and substantially funded by the Department of Biotechnology, Government of India.

The main objects of the institute, inter-alia, are to conduct basic and applied research in Stem Cell and Regenerative Biology, addressing the genetic mechanisms of potency, differentiation and proliferation in human pluripotent cells, examining clinical manifestations of diseases that can potentially be treated by stem cells etc.,

##### 24. SIGNIFICANT ACCOUNTING POLICIES:

1. **Accounting Conventions:** The financial statements are drawn up in accordance with historical accounting conventions and on the going concern concept. Accrual method of accounting is followed to record Income and Expenditure.

The guidelines as per the Uniform Format of Accounts for Central Autonomous Institutions, as applicable and to the extent practicable, are followed in the presentation of the financial statements of the Institute.

2. **Investments:** Investments are stated at cost and Interest from Investments is accounted on accrual basis.
3. **Fixed Assets:** Fixed assets are stated at written down value. Fixed assets are accounted at cost of acquisition, inclusive of inward freight, duties, taxes and incidental expenses related to acquisition.

The fixed assets purchased out of project funds are accounted as assets of the Institute by crediting corresponding amount to Capital Reserve. In the event of the asset being returned to the funding agency, the written down value of such asset shall be debited to capital reserve on such returns.

4. **Depreciation:** Depreciation on Fixed assets has been provided on Written down Value method at rates as per Income Tax Act, 1961

In respect of additions / deletions to or from Fixed Assets during the year, depreciation is charged at full rate irrespective of date of acquisition.



Depreciation on Fixed assets acquired out of Core funds are charged to Income and Expenditure account and depreciation on Fixed Assets acquired out of project funds is debited to capital reserve account.

5. **Government Grants / Other Grants:** The Grants received are recognized in the accounts on realisation basis. The total amount of recurring grant received during the year is credited to Income & Expenditure account of the Institute and Non-recurring grant received is credited to Non-recurring Grant account. The conditions stipulated for utilization of Grants-in-aid have been adhered to by the Institute.

6. **Capital Expenditure:** All Capital Expenditure incurred during the year for purchase of Fixed Assets out of core grants is debited to Non-recurring Grant Account, under the head "Expenditure incurred during the year". The same is again reflected in Schedule 2 by credit to Capital Reserve account. All other capital expenditures during the year for purchase of Fixed Asset out of project funds is debited to respective project accounts under the head "Capital Expenditure" and the same is again reflected in Schedule 2 by credit to Capital Reserve account. This system is being consistently followed by the Institute in the respective years of acquisition of fixed assets.

7. **Foreign Currency Transactions:** Foreign currency transactions are translated at the rates prevailing on the date of transaction.

8. **Retirement Benefits:** The liability in respect of the defined benefits in the form of Gratuity and Leave Encashment is provided based on Actuarial Valuation from Life Insurance Corporation of India. The premium paid to LIC of India is charged to Income and Expenditure account.

9. **Lease:**  
Lease rentals are expensed with reference to lease terms.

10. **Allocation / Transfer to Earmarked Project Funds:** The Institute has a policy to transfer interest earned on investments relating to project funds, to earmarked project funds, to recognise the interest attributable to those funds.

## 25. NOTES ON ACCOUNTS:

### 1. Contingent Liabilities:

Claims against the Institute not acknowledged as debts

- a) Rs. 7,29,870/- (Previous year Rs. Nil) being demand from Income Tax department on account of TDS mismatch in Traces covering the period 2008-2014. Action is being taken to rectify the mismatch.

- b) Rs. 5,21,62,749/- a debit note of Rs. 521.62 lakhs has been received from NCBS towards share of common expenses towards campus maintenance relating to earlier years. Due to the absence of any formal agreement between the two organisations, no provision has been made for the same in the accounts.

2. **Capital Commitments:** Estimated value of contracts remaining to be executed relating to capital expenditure and not provided for in the books of accounts is Rs.45,59,60,814/- (Previous year Rs.6,87,69,029/-)

### 3. Foreign currency transactions:

| Particulars   | Current Year<br>(Rs.) | Previous Year<br>(Rs.) |
|---|-----------------------|------------------------|
| <b>3.1 Value of Imports calculated on CIF basis:</b>              |                       |                        |
| Finished Goods  | Nil                   | Nil                    |
| Raw Materials and Components                                      | Nil                   | Nil                    |
| Capital Goods   | 9,46,28,224           | 13,20,37,642           |
| Stores, Spares and Consumables                                    | 1,94,23,472           | 3,41,19,917            |
| <b>3.2 Expenditure in foreign currency</b>                        |                       |                        |
| Travel  | 48,53,704             | 19,28,937              |
| Remittance and Interest payment to Financial Institutions / Banks | Nil                   | Nil                    |
| <b>Other Expenditure:</b>   |                       |                        |
| Commission on Sales   | Nil                   | Nil                    |
| Collaboration Expenses  | 99,92,085             | 4,94,13,979            |
| Miscellaneous Expenses  | 26,44,065             | 70,82,471              |
| <b>3.3 Earnings:</b>  |                       |                        |
| Value of Exports on FOB basis                                     | Nil                   | Nil                    |
| <b>3.3 Remuneration to Auditors:</b>                              |                       |                        |
| Taxation matters  | -                     | 34,765                 |
| For Management Services   | 70,281                | 85,875                 |
| For Certification   | 77,050                | 68,400                 |



4. Depreciation on fixed assets acquired out of Grant-in-aid amounting to Rs. 5,70,30,156/- and depreciation on fixed assets acquired out of Project funds amounting to Rs.3,61,61,434/- is debited to Capital Reserve Account.

5. **Income Tax:** The Institute is registered under Section 12A of the Income Tax Act, 1961 and is eligible for exemption from tax and hence no provision has been made towards Income Tax.

6. Figures are rounded off to the nearest rupee and figures of previous year have been regrouped and reclassified to conform to that of the current year.

7. Schedules 1 to 25 are annexed to and form an integral part of the Balance Sheet as at 31<sup>st</sup> March 2017 and the Income and Expenditure Account for the year ended on that date.

As per our report of even date  
For B.R.V. Goud & Co.

Chartered Accountants



(A.B. SHIVA SUBRAMANYAM)  
PARTNER

  
Prof. Satyajit Mayor  
(PROF. SATYAJIT MAYOR)  
DIRECTOR  
Institute for Stem Cell Biology and  
Regenerative Medicine (inStem)  
Autonomous Institute of DBT,  
Government of India  
National Centre for Biological Sciences  
GKVK, Bellary Road, Bangalore - 560 065

  
(K. KRISHNAMA RAJU)  
OFFICER ON SPECIAL DUTY

  
(UMA H.R.)

Assistant Accounts Officer  
AAO  
Uma H.R.  
Institute for Stem Cell Biology and  
Regenerative Medicine (inStem)  
National Centre for Biological Sciences  
GKVK, Post Bag No. 6506, Bellary Road  
Bangalore - 560 065

PLACE: BANGALORE

DATE :

Officer on Special Duty  
Institute for Stem Cell Biology and  
Regenerative Medicine (inStem)  
National Centre for Biological Sciences  
GKVK, Post Bag No. 6506, Bellary Road  
Bangalore - 560 065

## **AUDITOR'S REPORT**

### **To the Members of Institute for Stem Cell Science and Regenerative Medicine**

#### **Report on the Financial Statements**

We have audited the financial statements of "Institute for Stem Cell Science and Regenerative Medicine", GKVK-Post Bellary Road, Bangalore - 560065, which comprise the Balance Sheet as at 31st March 2017 and the Statement of Income & Expenditure Account for the year then ended, and a summary of significant accounting policies and other explanatory information.

The following accounts are incorporated in the financial statements:

- I. Instem - Core grant, Instem – Extra Mural Grants and Instem – Wadhvani Foundation Grant audited by us;  
  
and
- II. Centre for Stem Cell Research – Vellore, audited by branch auditors, S. Lakshmi Narasiman and Co., Chartered Accountants, Vellore appointed by the branch management.

#### **Management's Responsibility for the Financial Statements**

Management is responsible for the preparation of the financial statements. This responsibility includes the design, implementation and maintenance of internal control relevant to the preparation of the financial statements that are free from material misstatement, whether due to fraud or error.

#### **Auditor's Responsibility**

Our responsibility is to express an opinion on these financial statements based on our audit. We conducted our audit in accordance with the Standards on Auditing issued by the Institute of Chartered Accountants of India. Those Standards require that we comply with ethical requirements and plan and perform the audit to obtain reasonable assurance about whether the financial statements are free from material misstatement.



An audit involves performing procedures to obtain audit evidence about the amounts and disclosures in the financial statements. The procedures selected depend on the auditor's judgment, including the assessment of the risks of material misstatement of the financial statements, whether due to fraud or error. In making those risk assessments, the auditor considers internal control relevant to the preparation and fair presentation of the financial statements in order to design audit procedures that are appropriate in the circumstances. An audit also includes evaluating the appropriateness of the accounting policies used and the reasonableness of the accounting estimates made by management, as well as evaluating the overall presentation of the financial statements.

We believe that the audit evidence we have obtained is sufficient and appropriate to provide a basis for our audit opinion on the financial statement.

### **Opinion**

In our opinion and to the best of our information and according to the explanations given to us, the aforesaid financial statements give the information required by the act in the manner so required and give a true and fair view in conformity with the accounting principles generally accepted in India:

- a) In the case of Balance sheet, of the state of affairs of the Institute as at 31st March, 2017;
- b) In the case of the statement of Income & Expenditure, of the excess of Income over Expenditure of the Institute for the year ended on the date;  
and
- c) In the case of Receipts & Payment account, the receipts and payments of the Institute for the year.

### **Emphasis of Matter**

We draw attention of the following:

Balance confirmation certificates were not obtained for the balance lying in loans, advances and creditors and the balances lying with these parties are subject to confirmation.

Our opinion is not qualified in respect of the above matter.

**Other Matter**

We have not audited the financial statements of the Vellore branch, whose financial statements reflect total assets of Rs. 10,14,42,713/- as at 31<sup>st</sup> March, 2017, total revenues of Rs. 4,60,00,000/- and net cash inflows amounting to Rs. 23,66,033/- for the year then ended. These financial statements have been audited by other auditors whose reports have been furnished to us by the Management, and our opinion is based solely on the report of the other auditors.

Our opinion is not qualified in respect of this matter.

For B R V GOUD & CO.,  
Chartered Accountants

F.R.No. 000992S



A handwritten signature in blue ink, appearing to be "A.B. Shiva Subramanyam".

(A.B SHIVA SUBRAMANYAM)

PARTNER

M. No. 201108

Place: Bangalore

Date: